

## How to sort and dispose household garbage recyclable resources

~Follow good manners for disposing of garbage and create a good environment~

Contact▶Kani City Hall Environment Section 0574-62-1111

### Burnable garbage

#### Garbage that can be left at burnable garbage section

Please put waste in a combustible garbage bag specified by Kani city.

- Food waste (remove moisture)
- Waste scraps
- Cloths · Vinyls · Plastic thin enough to break by hand.

Please see below for how to dispose of cut branches and wooden board pieces.



### Non-burnable trash (Garbage to crush - Burning hardship)

#### Garbage that can be placed in Non-burnable trash garbage collection area

Please put in a non-burnable garbage bag specified by Kani city, or paste a garbage sticker.

#### —Non-burnable trash—

#### ○ Hardware (crushed garbage, garbage that is hard to burn)

- Lump of plastic ※ Items that are difficult to burn such as plastic lumps will be burned after crushing, so please put out as non-burnable garbage.
- Metals ※ Items made out of metal (Please empty spray cans).



- Glasses · Glass products · Incandescent light bulbs · Cosmetic bottles · Medicinal bottles etc.

- Ceramics · tiles · concrete debris · dishes, tea cups etc.

- Items made out of metal, glass or ceramics need to be placed in separate garbage bags.
- Check collecting dates from the garbage collection schedule.

#### —Bulk garbage— (150 cm × 80 cm × 60 cm and up to about 20 kg)

Please put on a bulk garbage sticker for garbage that do not fit in a trash bag, and is within the regulatory size / weight.

Example: furniture, futon, bicycle, etc.

※Bicycles and skis can be thrown out even if they exceed the prescribed size.



## Pruned branches · wood materials

Pruned branches · wood can be recycled. Please cooperate with recycling. If you have an object over 10cm that needs to be recycled, please contact contractors listed on the back page. (fee-charged)

In case you are disposing of it as burnable / non-burnable garbage  
Pruned branches: Combustible garbage if diameter is under 3cm. Over 3cm up to 10cm are non-combustible garbage/hardware.  
Chunk of wood: Combustible garbage under 3cm thick. Over 3cm up to 10cm are non-combustible garbage/hardware.  
Wooden boards: Non-burnable garbage/hardware up to 10cm for either width or thickness.  
Pruned branches under 10cm which are incombustible garbage will be crushed and burned

## Resources that can be thrown out to recycling stations

### ○ Bin for eating and drinking (Bins other than food and drink are nonflammable garbage glasses)

- ① colorless bottles ② brown bottles ③ other colored bottles
- ④ refillable bottles (beer bottles, 1.8L bottle only)

\*Please separate by color and put in respective blue container.

Note: Please lightly wash. Dirty or broken items cannot be collected. If dirty put out as non-combustible garbage/glass. Beverage and food cans, plastic bottles, styrofoam, trays



### ○ Paper container, wrapping paper

• Remove anything that is not paper containers, wrapping paper, or other papers (things that cannot be removed are burnable) Please keep them together before disposing.



### Beverage and food cans, plastic bottles, Styrofoam, trays

- ① Cans (beverage, food, etc.), do not crush
  - Aluminum cans, steel cans (caps and lids are hardware)
- ② Plastic bottles (you can leave plastic labels and rings, caps are garbage, paper labels need to be removed)
- ③ Styrofoam, trays (only foam and those with recycling marks)

※ Please lightly wash

※ Please sort by type and place in each corresponding net.



## ~Garbage disposal rules~ 2020-2021

- ① Separate the garbage. (A quick-look sorting table (except) is posted at the back of the collection schedule.)
- ② Do not dispose garbage on the previous day and have it out by 8 o'clock in the morning. (Parking is prohibited within 5m from an intersection.)
- ③ Fill in the name and district name to garbage bag and garbage sticker.
- ④ Keep weight per garbage bag within 20kg.

## Collecting method and listed items for used small household appliances has changed!

At city halls, district centers, and eco-domes we do not accept electric fans, vacuum cleaners or microwave ovens.

We collect used small home appliances and rechargeable batteries

Collection area: City hall, district centers, Eco Dome

Collected items: The following items that fits in the size (30cm x 15cm) of the collection box

Mobile phone, PCs, tablet, electronic dictionary, USB flashdrive, portable music player, Digital camera, portable video camera, game machine, electric toothbrushes, electric razor, AC adapter, remote controller, various cable, calculator, electronic cigarette, rechargeable batterie, etc.

### Notes:

Please Delete personal information data before disposing. Remove batteries, and do not throw them away together. Once put in the box, home electronics cannot be returned. Items that do not fit in the box, please put them in the blue container near the collection box.

Please check the collection of non-burnable garbage.



Warning! These garbage cannot be dispose at the collection site. Everyone is in trouble. Follow the rules and do the right garbage.

## Garbage that can not be dispose at the collection area

### ● Garbage that can not be disposed at Sasayuri Clean Park (difficult to process)

- Agricultural chemical, syringe, auto part, bowling ball
- Pickled stones etc.
- ※ Consult with a dealer / agency / specialist disposer etc.

### ● Bulky garbage

### ● Garbage in large quantities when moving, etc.

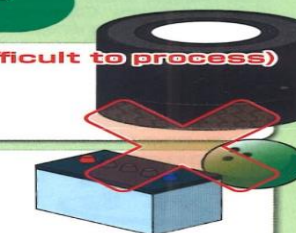
- ※ Please ask the licenced trader refer at the back directly. (Refer at the back for licenced traders)

### ● Resource collectables

- Newspaper, magazine, cardboard, paper pack. (Dispose these garbage at schools and eco dome)

### ● Batteries, fluorescent lamps, LED light bulbs, mercury-type thermometers, mercury-type blood pressure monitors, batteries that can be output, used batteries, etc.

- ※ Dispose them to collection boxes at city halls and district centers.
- Incandescent light bulbs to non-burnable trash.
- For button batteries, consult with the dealer store.



### ● Home appliances recycled products

Air conditioner, refrigerator / freezer, washing machine / clothes dryer, TV (for liquid crystal, plasma, CRT)

- ※ Dispose base on Home Appliance Recycling Law. See the back for details.

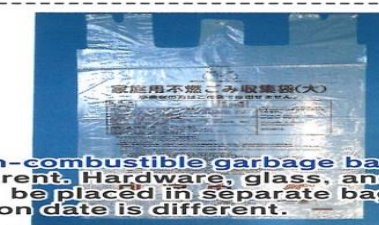


## Dispose garbage in city designated garbage bag!

It is not collected in other city's garbage bags, shopping bags, cardboard boxes, etc. City-designated garbage bags and oversized garbage stickers are available at the city hall, district centers, supermarkets, drug stores and convenience stores. Ask the store clerk for purchase.



Combustible garbage bags are semi-transparent. Do not put non-combustible waste such as aluminum cans, steel cans and bottles in these bags.



The non-combustible garbage bag is transparent. Hardware, glass, and pottery need to be placed in separate bags. The collection date is different.



For garbage that do not fit the City-designated garbage bag, you need to put an official "oversized garbage sticker" on the item and put out on the non-combustible garbage/hardware collection date. (The size needs to be under 150cm x 80cm x 60cm and weight under 20kg)

And do not forget to put on the sticker.



# How to sort and dispose of household garbage / recyclable resources

## We collect recycled resources (Kani City Eco Dome)

- "Collected items" Note ① ~ ④ Please wash out dirty things lightly. (See the right for the location and date)
- ① Four types of food and beverage glass bottles (colorless, brown, other colors, refillable bottles)  
※Bottles stained with oil etc. not accepted.
  - ② 2 types of food and beverage cans (aluminum cans, steel cans)  
※Spray and oil cans besides drinking or eating purposes are not accepted.
  - ③ Plastic bottles (for beverage, alcohol and soy sauce, etc.)  
※Caps are also collected.  
(For large bottles please crush or flatten and make it as compact as possible)
  - ④ Styrofoam, trays (foamed, only those with a recycling mark)
  - ⑤ 6 types of paper (newspaper, leaflets, magazines and miscellaneous paper, paper packs, cardboard, paper containers and wrapping paper)
  - ⑥ Clothing (not dirty or undamaged) \* Place in bag to be collected.
  - ⑦ Used cooking oil  
(Vegetable oil only. Pour home-used oil into plastic bottles)  
Fluorescent lamps, LED bulbs, mercury thermometers, mercury sphygmomanometers
  - ⑧ Dry batteries (only used up batteries)
  - ⑩ Used small household appliances and rechargeable batteries (Refer at back page)  
※Batteries for automobiles and motorcycles are not accepted.
  - ⑪ Feather futon / Feather blankets  
For details, see below.



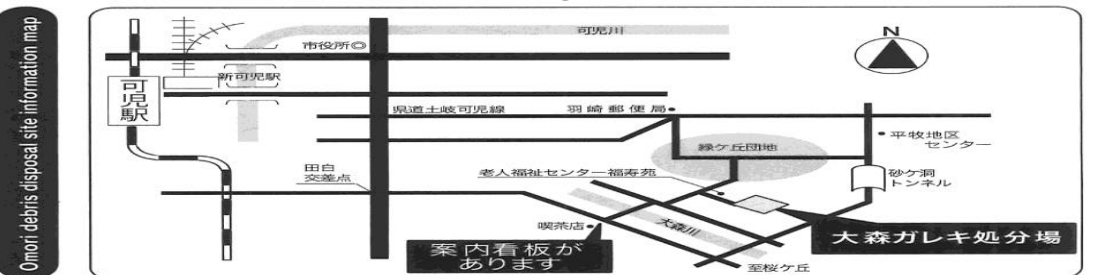
## Omori debris disposal

Open: Second and fourth Sundays of each month, 9:00a.m.~4:30p.m.(accepted until 4:00p.m.)

Fee: Free up to 1 ton

540 yen per every 500kg exceeding 1t

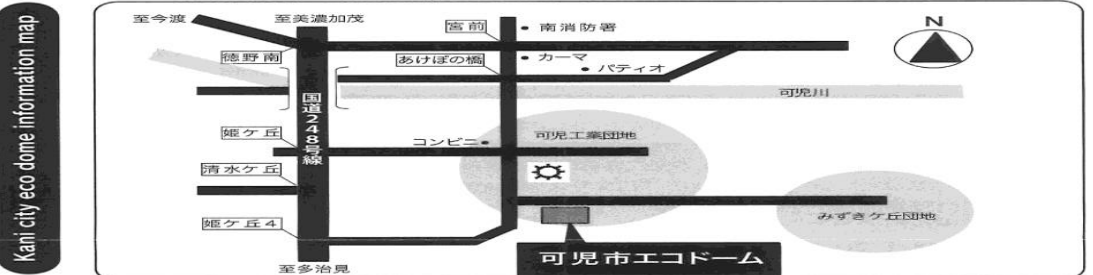
※Construction debris, rocks, soil, plasters that were previously dismantled will not be accepted.



※When a storm warning, wind storm snow warning or special warning is issued, We will stop holding.

## Kani city eco dome

Open: Every Sunday 9:00 a.m.~ 3:00p.m.  
Every Tuesday 9:00 a.m.~ 12:00n.n.  
Every Thursday 9:00 a.m.~ 12:00n.n.  
New Year's holidays closed



## Free collection of feather futon

Feather futon / Feather blankets are valuable resources and can be recycled. Please recycle and help us reduce garbage.  
Feather futon / Feather blankets can be collected if they have a Feather ratio of 50% or more (view label). Items that cannot be collected include wet items, feather futons / blankets (if the majority is feathers), Feather jackets, etc.  
Garbage collecting location, date and time  
①Kani City Council of Social Welfare (Welfare Center) Open weekdays 8:30a.m to 5:15p.m.  
Recycle earnings will be used for the Red-feather welfare fund-raising campaign related activities.  
②Kani Eco Dome (Refer to the right)

## Recyclable personal computers

The method of processing is different depending on the presence or absence of the recycle mark (left figure) for home PCs.



### With recycle mark

Put items in a small household appliance collection box or contact the trader for processing.

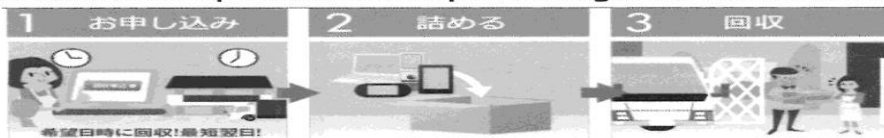
### Without recycle mark

Put items in a small household appliance collection box or put them out in the non-burnable trash section.

PCs that do not fit in the collection box should be thrown away as non-burnable waste/hardware. Please delete data on your own if it contains personal information.

## We collect unnecessary PCs with a parcel delivery service.

If you need to dispose of your PC, there is another way to do it.  
You can use a parcel delivery service to dispose of your PC for free. After applying via the Internet, the delivery service will come to you and pick up at the designated date and time (fastest will be the next day, all year round). For details on how to apply, go to Lynette Japan Recycle Inc. website, a nationally certified company.  
CRT monitors require additional processing costs due to harmful substances.



Click here for application and details

リネットジャパン 検索

<https://www.renet.jp/>

Phone : 0570-085-800  
(Reception hours 10:00 to 17:00)

## Recyclable home appliances

※Price varies depending on manufacturer. For detailed information, please contact the home appliance recycling center. TEL:0120-319640

TVs, refrigerators, freezers, washing machines, clothes dryer, air conditioners, are recycled by manufactures under the home appliances recycling law. You cannot dispose of these items as garbage.

### ①Home appliance retail store

①Items purchased at retail store.②Items not used upon purchase of new products.

### ②City licensed collector

Pay the cost of hauling the item away and recycling.

### ③Take it directly to the appointed retrieval facility

Fill out the necessary items on "home appliance recycling ticket" at post office or Japan Post Bank, and pay through bank transfer the recycling fee.  
Please paste the "transfer payment receipt certificate" to be issued after the transfer to the household appliance and bring it directly to the following takeover place.

- ①Komori-Sangyo Co., Ltd.  
1129Ichihashi, Kamono-cho, Minokamo-city TEL.0574-54-1283
- ②Tokai Seino Unyu Co., Ltd. Gifu Tono Branch  
304-912 Nishiyama, Oroshi-cho, Toki-city TEL.0572-57-9015

## To business enterprises

Businesses are obligated and completely responsible for the disposal and recycling of all garbage and recyclables involved in business activities and must insure that garbage/recyclables are not accepted at city-operated garbage collections. Relegate business waste treatment to licensed collectors or dispose it in the appointed business waste garbage bags and take it directly the Sasayuri Clean Park (Industrial waste is not accepted.)

## How to dispose of garbage in the event of a disaster

○ You can not put out garbage right after an earthquake ○

When an earthquake with a seismic intensity of 5 or more occurs, garbage can not be processed for a minimum of 3 days in order to inspect the facility of the Sasayuri Clean Park. When a large amount of garbage is brought to the collection place, various troubles will arise such as garbage overflowing and emergency vehicles not being able to pass. Please throw out garbage after you are notified about the reopening of the facility.

○Let's follow the rules on where to throw out garbage○

We will set up a temporary storage space to accept garbage during disasters in the city. In the temporary storage space, we employ different sorting method from ordinary sorting in order to speed up garbage disposal and promote recycling.  
The temporary storage will be announced as soon as it is ready.

## List of permitted traders in Kani city

### Wooden items ※Bring-in only

- Kobayashi Sannosuke Shop Co., Ltd. Kani factory  
Kani City dota 1500 TEL 0574-26-2138  
Applicable items: pruned branches, timber, roots (wipe off dirt well), grass, bamboo (except roots)
- Marumitsu Ito Co., Ltd.  
Kani City Yamamori 553-1 Tel 0574-60-3282  
Applicable items: pruned branches, roots (wipe off dirt well), grass, bamboo (excluding roots)

### Collector

- Hashimoto Co., LTD 233-1 Shimoedo Kani-City TEL 0574-63-1111
- Komori Sangyo Co., Ltd.  
1129 Ichihashi Kamono-cho Minokamo-City TEL 0574 -54-1283